

41


Type SP

A NEW SPECIES

IS

COMING





A NEW SPECIES OF CATAMARAN IS BORN WHERE BOLDNESS MEETS LIGHTNESS.

At Nautitech, we don't just build boats. We craft sailing experiences where every hull line, every material choice, every square meter on board tells a story :
the story of a sea to be fully lived.

The 41 Type S is not just an evolution. It's a manifesto of freedom. An alternative born from a conviction:

The sea is our playground, but also our source of inspiration.

It is not just meant to be crossed, it is meant to be lived, to be felt.

When we envisioned the Type S, we weren't looking to add another model.


We wanted to affirm a philosophy of sailing: one of absolute freedom, of mastered lightness, of uncompromising boldness.





A POWERFUL CONCEPT:
TYPE S FOR...


THE BOAT CONCEPT?


BEHIND THIS SINGLE LETTER LIES A VISION IN EIGHT DIMENSIONS:


 **SAIL** - Pure sensations under sail, thanks to a lighter hull, a high performance rig (mainsail + genoa), and a configuration focused on a perfect balance.


 **SMART** - Onboard modularity (SmartRoom, convertible table), fluid ergonomics, and simplified access to technical systems.


 **SENSATION** - A dynamic feel at the helm, instant response to every input, and enhanced stability even in strong winds.

 **SPEED** - An optimized sail area/displacement ratio (thanks to lightness), an aft-stepped mast for ideal weight distribution, and reduced pitching.

 **STRONG** - Reinforced structure, multi-material composites with carbon fiber/vinylester zones to absorb loads.

 **SLEEK** - Sharply honed design with taut lines, compact coachroof, reverse bows, and expansive glazed surfaces.

 **SERENITY** - Protected cockpit, centralized manoeuvres, intuitive circulation, and full 360° visibility.

 **SPIRIT** - The soul of the voyage, with living spaces designed for bluewater cruising without compromising performance.

THE BOAT CONCEPT?

A Bold and Lightweight catamaran

41 *Type S*



CONTROLLED LIGHTNESS, AMPLIFIED AGILITY

Optimized weight, enhanced sensations

- Exceptional weight-to-size ratio for enhanced performance

Lightweight design, reinforced structure

- Shapes and materials engineered for rigidity and smooth sailing

Smart, modular layouts

- Open spaces, lightweight and elegant textile solutions

Simplicity and refined functionality

- Durable materials, more sustainable sailing, adapted to today's and tomorrow's ways of life


BOLDNESS

Freshness & Innovation

- New textures, sensory design
- Ongoing R&D driving new aesthetic code

A radically new approach

- A smart & versatile catamaran — adapt your layout to your lifestyle, now and as it evolves over time



AN EVOLVING CATAMARAN
SMART RESHAPE

THE RESHAPE CONCEPT

A catamaran for every Lifestyle, every plan, every horizon

41 *Type S*



A FRESH VISION

A versatile, customizable, reinventable catamaran designed to last.

- Adapt your boat to your uses
- Integrate new technologies
- Personalize your experience, even years later

A PLATFORM FOR CONTINUOUS EVOLUTION

- Freedom to evolve
- Extended durability
- Added value over time


Designed for today. Ready for tomorrow.
Each owner writes their own chapter, and with every chapter, a new reshape.



A NEW ERA
IN HULL DESIGN



41 *Type S*



CONCAVE HULL SHAPES



CONCAVE HULL SHAPES

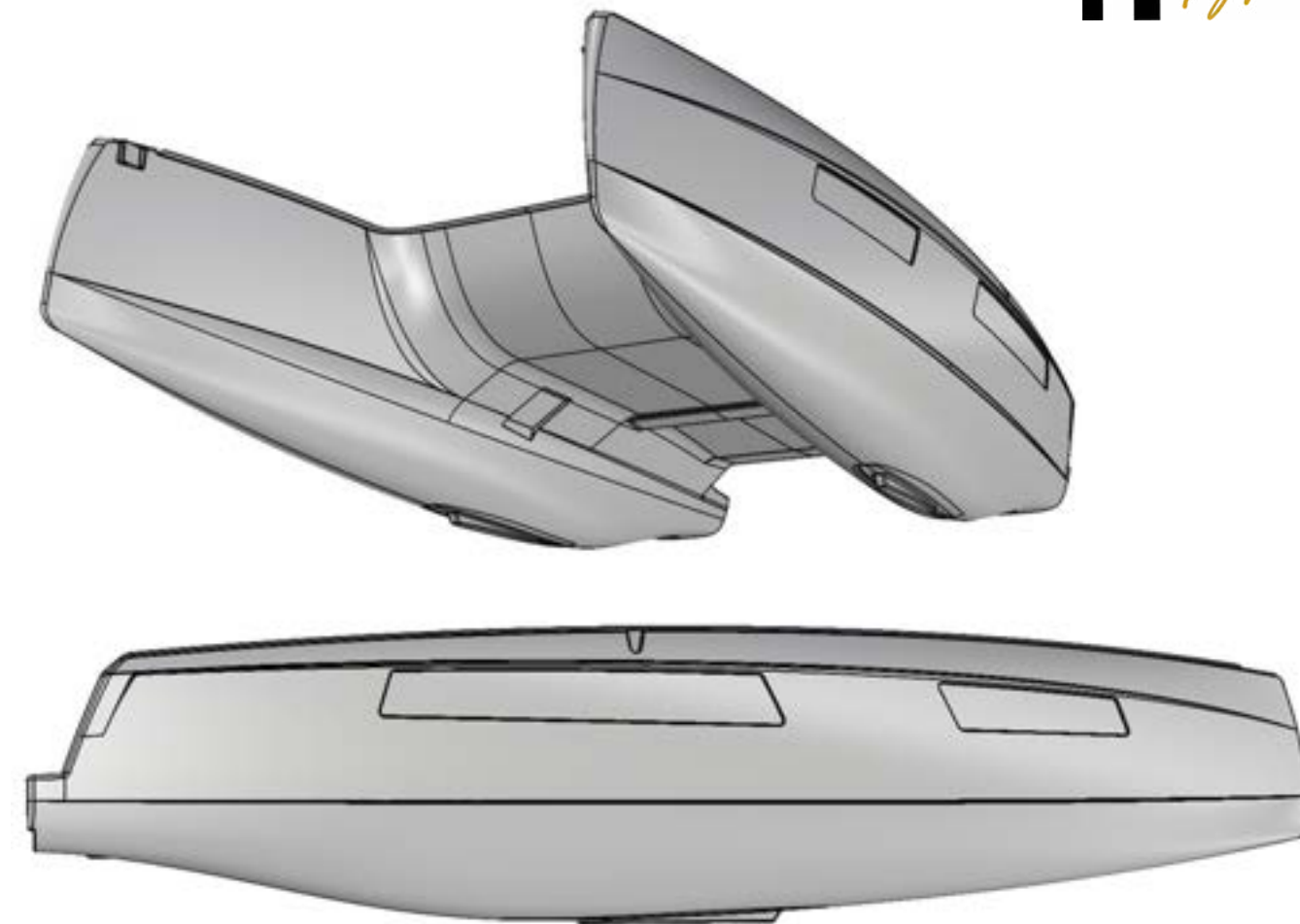
Performance with Purpose

The introduction of concave hull shapes marks a subtle yet meaningful evolution in Nautitech hull design. While the performance gains remain marginal at speeds up to 8 knots, the true benefit lies in the improved flow behavior and acoustic comfort.

By channeling water more efficiently along the hull lines, concave surfaces help to reduce turbulence and drag, allowing for slightly smoother and more responsive movement through the water. But more importantly, they significantly reduce the wake noise typically associated with traditional hull designs.



41 *Type S*



Thanks to this refined geometry, the wake is not only quieter but is also dispersed further from the transom. This results in a noticeable drop in noise near the aft section — enhancing comfort for those on board, particularly during long, low-speed passages.

This innovation is embodied in the Type S: «S» for Silence - a design philosophy focused not just on performance, but on redefining the experience of peace at sea.

 **NAUTITECH**
ELEVATE YOUR DREAM


A STRONG EXTERIOR DESIGN

- An elegant and sporty sailboat
- An exterior design true to Nautitech's signature style
- Sleek hulls with sharp lines and reverse bows
- A deck where every ergonomic detail matters

- A coachroof with perfectly optimized proportions
- Weight and rigging centered, with the mast integrated into the coachroof to reduce pitching in rough seas.
- A square-top mainsail paired with a genoa for maximum sail area.

**SIGNED BY MARC LOMBARD
YACHT DESIGN GROUP**

**A SENSORY,
CONTEMPORARY
INTERIOR**





THE COCKPIT

a vibrant space to enjoy every moment, in all weather conditions

- Twin aft helm stations - the optimal choice
- Cozy, secure cockpit with U-shaped seating area
- Convertible dining space for up to 6 people
- Aft beam dedicated to sail handling
- Optimized ergonomics for smooth movement and easy maneuvering





UNOBSTRUCTED VIEW, FACING THE SEA, WITHOUT OBSTACLES OR DETOURS

From the moment you step aboard, the sensation is striking: an exceptional brightness, made possible by a fully glazed aft bulkhead.

This structural bay, a true technical achievement, opens a panoramic 360° view of the surroundings while flooding light deep into the saloon. A perfect visibility with no blind spots — from both the exterior helm stations and the interior saloon.

THE SALOON

the beating heart of the boat — seamless, ergonomic, and designed for daily living

The saloon adopts a new hybrid layout, perfectly balanced between interior space and cockpit (50/50) — a rarity in this size category.

- To starboard, a functional and open L-shaped galley, with optimized storage, centrally positioned refrigeration, and direct access to the cockpit.
- To port, a spacious lounge area with wraparound seating for six, and a versatile movable table — dining, watch berth, reading lounge... the choice is yours.

Every function coexists without ever getting in the way. Circulation remains fluid and natural. You move from inside to outside with no threshold, no effort, no barrier.





THE OWNER'S SUITE

Your Marine Refuge, Open to the Sea

A true marine cocoon, featuring a central double bed, panoramic hull windows, generous storage, and a private en-suite with separate shower.





ERGONOMICS IN EVERY DETAIL

Furniture integrated into the hulls, bonded as close as possible to the inner shell to maximize usable volume.

Modular textile storage — lightweight and adaptable.


Soft, indirect lighting. Easy technical access in every area for maintenance or upgrades.




A PRIVATE HAVEN OF WELL-BEING

STARBOARD CABINS

Where your guests will fall in love with life at sea



Aft cabin with a queen size bed



Forward cabin with twin beds convertible into a double — flexibility without compromise



SMARTROOM VERSATILITY


Non-contractual document

SMARTROOM VERSATILITY



A shapeshifting space, endlessly adaptable, never confined

Easily convert your SmartRoom into a double cabin — thanks to an innovative retrofit kit



LAYOUTS

41 *Type S*

Two configurations, one singular vision of freedom



NON-CONTRACTUAL IMAGE
NAUTITECH *41 Type S*
CHEDAL-ANGLAY

WITH MY SMARTROOM



NON-CONTRACTUAL IMAGE
NAUTITECH *41 Type S*
CHEDAL-ANGLAY

WITHOUT MY SMARTROOM

41 *Type S*

PRELIMINARY KEY NUMBERS

Redefining speed
and agility,
The lightest 41-footer
you can find

Length overall	12.60m / 41'4"
Length waterline	12.38m / 40'7"
Beam overall	7.30m / 23'11"
Draft	1.44m / 4'9"
Displacement M_{ec}	9.6t / 21 168 lbs
Displacement M_{dc}	13.6t / 29 988 lbs
Sail area (std)	119m ² / 1280 sq ft
Engine	3YM30AE Yanmar
Fuel tank	2 x 200l / 2x53 gal
Water tank	2x 300l / 2 x 79 gal
Cabins & Heads	3-2
Berths	4 to 6
Standing headroom - cabin	1.90m / 6'3"
Achitect & Exterior Design	Marc Lombard Yacht Design Group
Interior Design	Christophe Chedal Anglay

41 Type S

www.nautitechcatamarans.com

