



DUFOUR

# DUFOUR | 39

---

# SPECIFICATIONS



INSTINCTIVE SAILING

# GENERAL SPECIFICATIONS

**EXTERIOR ARCHITECT:** Felci Yachts

**INTERIOR DESIGNER:** Ardizio Design

## CONSTRUCTION

### Hull

- Infused laminate construction in polyester and fiberglass

### Gelcoat

- Gelcoat NP with first fabric layer impregnated with vinylester resin, creating an optimal barrier against osmosis

### Structure


- Infused hull bottom, with structural bulkheads laminated to the hull

### Deck

- Sandwich construction with recycled PET foam core and fiberglass, produced by infusion  
Non-slip molded deck surface

### Rudder

- Semi-elliptical shape, built with closed-cell epoxy foam and solid stainless-steel stock



## DIMENSIONS

Overall length	12 m	39.4 ft
Hull length	11,27 m	37 ft
Waterline length	10,50 m	34.5 ft
Max beam	4,10 m	13.5 ft
GTE	1,95 m (opt. 1,55 m)	6.11 ft (opt. 5.08 ft)

## SAIL AREA

Fullbatten mainsail	40 m <sup>2</sup>	430.55 sq ft <sup>2</sup>
Furling mainsail	34 m <sup>2</sup>	365.97 sq ft <sup>2</sup>
Self-tacking jib	27 m <sup>2</sup>	290.62 sq ft <sup>2</sup>
Genoa	34 m <sup>2</sup>	365.97 sq ft <sup>2</sup>

## WEIGHT

Light displacement	8 600 kg	18 960 lbs
Keel weight	2 400 kg	5 291 lbs

## ENGINE POWER

Propulsion power	30 CV (opt. 45 CV)	30 HP (opt. 45 HP)
------------------	-----------------------	-----------------------

## TANKS

Fuel capacity	160 L	42.3 gal
Fresh water capacity	160 L (opt. +180 L)	42.3 gal (opt. +47.5 gal)

## HEADROOM BELOW DECK

Saloon	1,98 m	6.50 ft
Galley	1,98 m	6.50 ft
Forward port storage locker	1,88 m	6.17 ft
Starboard head	1,90 m	6.23 ft
Forward cabin	1,90 m	6.23 ft
Aft cabin	1,93 m	6.33 ft

## DECK

### Handrails

- Stainless steel, painted on the coachroof

### Anchor locker

- Self-draining anchor locker with mooring cleat + windlass remote control

### Bow pulpits

- Open stainless steel bow pulpits for easy access on board and spinnaker handling

### Stern pulpits

- Lifelines with opening sections fitted with pelican hooks

### Stanchions

- With two levels of lifelines + boarding gates

## DECK HARDWARE

### Shroud chainplates

- Articulated, Ø 8 mm, located on the outer side decks

### Mooring cleats

- 6 aluminium cleats + 2 aft fairleads

### Mooring line protection

- 6 stainless-steel chafe guards on the sheer line

### Diesel deck filler

### Water deck filler

### Integrated deck-mounted self-tacking jib rail

- Option: Genoa track

### Boom vang

- Mechanical rigid boom vang with spring system

### Line organisers

- Flush-mounted deck organisers for halyards, sheets and reefing lines; one port, one starboard

### Coachroof winches

- 2 winches for self-tacking jib trim, halyards and mainsail sheet
- Ocean pack option: See options page
- Option: Electric

### Clutches

- 2 x 4 rope clutches at the companionway

### Furling line clutch

- One clutch located aft on the side deck

## COCKPIT

### Lockers

- 2 large cockpit seat lockers with locking lids
- 1 large access opening to the aft storage compartment

### Steering wheels

- Twin stainless-steel steering wheels, leather-wrapped
- Option: Black or white fiberglass wheels

### Steering pedestals

- Aluminium pedestals, polyester POD, black instrument panel with grab rails

### Compass

- At port helm station

### Instrumentation

- At both port and starboard helm stations

### Gas locker

- Dedicated locker on transom with secure closure

### Life raft locker

- Capacity: 241 L / 56,53 US Gal

### Shore power connection

- Port side
- 250 V | 50 Ah

### Bathing ladder

- Folding stainless-steel ladder with grab handles

### Cockpit sole

- Polyester cockpit floor with non-slip finish
- Option: natural or synthetic teak

### Emergency tiller

- Rudder stock head located under the helm floor

### Helm seat (option)

### Plancha module (option)

### Cockpit table (option)

### Swimming platform (option)

### Mainsheet traveller (option)

## RIGGING AND SAILS

### Mast

- Anodised aluminium mast with double spreader configuration (swept spreaders)
- Option: Furling mast

### Navigation lights

- Masthead light + steaming/deck light

### Boom

- Anodised aluminium boom fitted with two continuous reefing lines, topping lift and boom vang

### Furling system

- Flat-deck furler for self-tacking jib and genoa

### Standing rigging

- Continuous stainless-steel single-strand wire rigging with chrome-bronze turnbuckles, including: forestay, intermediate stays and lower shrouds

### Backstay (option)

- Option: Hydraulic adjustable backstay

### Running rigging

- Pre-stretched textile lines with Dyneema core: mainsail and headsail halyards, mainsail and headsail sheets, two automatic reefing lines, outhaul, furling line, boom vang tackle and preventer
- Option: Mainsheet track on coachroof

### Mainsail

- Fully battened Dacron mainsail with two wide automatic reefing points
- Lazy bag and lazy jacks included

### Self-tacking jib

- On furler with UV protective strip



## INTERIOR

### Joinery

- Oak or teak laminate finish with matching solid wood details

### Flooring

- Brown laminate sole with black fasteners

### Cabin doors fitted with hold-open door catches

### Saloon cushions and berth mattresses covered with removable fabric covers

### Headliner / ceiling panels

### Fast-mount and screw-fixed panels, fully upholstered

## WINDOWS

### Hull

- 5 hull portlights

### Coachroof side panels

- 8 fixed portlights

### Coachroof windows

- 6x T15 - 1x T44

### Cockpit hatches

- Option: 2 opening hatches

### Deck hatches

- 1x T44 hatch above forward cabin berth

### Skylight at the front of the coachroof

## COMPANIONWAY

### 4 wide steps

### 2 wooden handrails

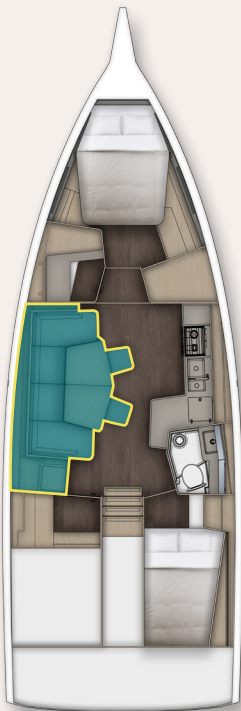
### Companionway hatch

- Horizontal sliding hatch with removable panel

### Engine access with 2 struts

### Wine cellar under the companionway floor

## GALLEY / SALOON



### SALOON

#### U-shaped saloon settee – 2.40 m

#### Trapezoidal saloon table

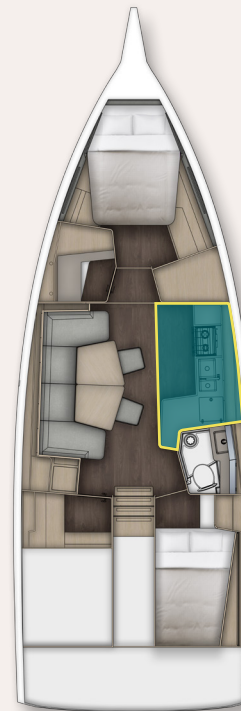
#### Floor storage lockers

#### Storage under seating

#### Upper storage units

- 4 closed lockers

#### Mast compression post with upholstered cover



### GALLEY

#### Compact laminate worktop

#### Sink

- Double stainless-steel sink

#### Gimballed stove

- Gas cooker with 2 burners
- Oven

#### Refrigerator

- Single-door refrigerator – 85 L
- Option: Additional 40 L refrigerator

#### Storage fitted lockers with dish-retaining fiddles

#### Storage

- 4 closed lockers

#### Power outlets

- 2 x 220 V

## OWNER'S CABIN

### Central berth

- 155x204 cm

### Mattress

- 12 cm foam mattress with removable washable cover

### Upholstered headboard

### Storage :

- 1 hanging locker
- 7 overhead lockers
- Under-berth storage

### Reading lights + indirect ambient lighting + USB socket

### Power outlets

- 2 x 220 V

## PORT FORWARD STORAGE MODULE

### 4 storage shelves

### 3 closed lockers

### Customisable storage layout depending on use

- Option: Washer-dryer unit with shelving
- Option: 220 V dishwasher

### Power outlets

- 2 x 220 V

## STARBOARD AFT CABIN

### Berth

- 140x211 cm

### Mattress

- 12 cm foam mattress with removable washable cover

### Reading lights + indirect ambient lighting + USB socket

### Access to technical area

### Power outlets

- 2 x 220 V

## AFT STARBOARD HEAD

### Marine toilet

- Option: Electric sea-water flush
- Option: Electric fresh-water flush

### 50 L rigid black water tank

### GRP basin with mixer tap and electric drainage pump - Corian countertop

### Storage lockers with mirror cabinet

### Shower

## PORT AFT SHOWER MODULE

### 1 shower

## FORWARD HEAD MODULE (option)

### Marine toilet

- Option: Electric sea-water flush
- Option: Electric fresh-water flush

### Shower

### 50 L rigid black water tank

### GRP basin with mixer tap and electric drainage pump - Corian countertop

### Storage lockers with mirror cabinet

## FORWARD OFFICE MODULE (option)

### L-shaped desk with ottoman

### 2 closed lockers

### 1 shelf

### 1 red night light

## PORT-SIDE AFT CABIN (option)

### Berth

- 140x211 cm

### Mattress

- 12 cm foam mattress with removable washable cover

### Reading lights + indirect ambient lighting + USB socket

### Access to technical area

## PORT AFT STORAGE MODULE (option)

### 1 hanging locker

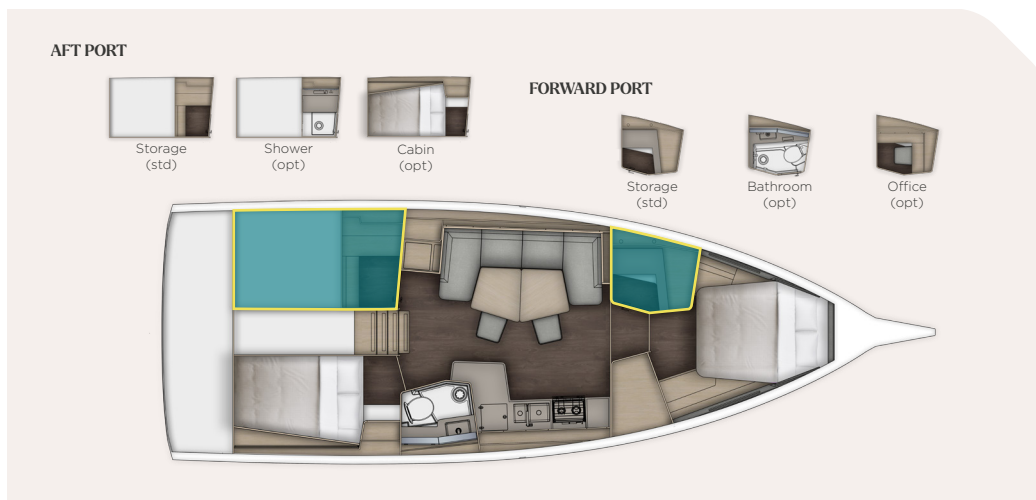
### 2 closed storage lockers

### Power outlets

- 1 x 220 V

### Access to sail locker

### Worktop



## ENGINE POWER

### 30 HP Yanmar Sail drive, Common Rail

- Option: 45 HP Yanmar Sail drive, Common Rail

### Fixed 3-blade propeller

- Option: Folding 3-blade propeller

### Bow thruster (option)

- Option: Tunnel bow thruster

### Engine compartment

- Soundproofing foam insulation

### Ventilation

- 2 air intakes and 1 forced air outlet

### Alternator

- 12 V / 125 Ah

### Fuel tank

- Rotomoulded 160 L / 42.3 US gal tank (located under starboard aft berth)

### Electronic level gauge

### Low-level alarm

### 1 fuel deck filler

### Filtration system

- Seawater filter - fuel filter - fuel water separator

### Engine access

- Via companionway (opening hatch with 2 gas struts)
- 2 additional accesses via aft cabins

## PLUMBING

### Fresh water tanks

- 1 rotomoulded tank - 160 L, located under forward cabin berth
- 1 fresh water tank - 180 L, located under port aft berth
- 1 water deck filler

### Water system

- Pressurised electric water pump system
- Expansion tank
- Circuit protection filter
- Option: 60 L/hour - 12 V watermaker (desalinator)

### Hot water system

- Shore power electric water heater - 40 L / 11 US gal

### Electric shower drain pumps

### Electric bilge pump

### Manual bilge pump

## ELECTRICAL SYSTEM

### Circuits 12 V | 230 V

### Service batteries

- 2x 140 Ah
- 1x 92 Ah

### Engine battery AGM

- 1x 92 Ah

### Bow thruster batteries (option)

- 2x 12V | 800 Wh | 95 Ah

### Battery charger

- 1x 60 Ah

### Charge distributor

### Battery monitoring

### Navicolor 3.5" display

### 12V electrical panel

- Fuses, voltmeter, water and fuel gauges, battery alarm, fuel alarm, water alarm

### Shore power

- 230 V
- Port side

### Direct LED lighting

### Indirect LED lighting

- Saloon & Galley, owner's cabin

### Inverter (option)

- Option: 2 000 W

### Generator (option)

- Option : 6 kW

### Air conditioning (option)

- 220 V / 110 V
- 22,500 BTU

## GAS

### Gas locker for 2 gas bottles in the cockpit locker

- Dimensions: Ø 0.28 m / 11" x H 0.44 m / 1'5"

### Regulator and safety valve

### Gas leak detector



## OUTDOOR SETTINGS



### Upholstery

**Dark Smoke**  
Option.

**Premium**  
Option.

### Deck



**Non-slip**  
Standard.



**Synthetic teak with black grouting**  
Option.



**Natural wood**  
Option.



**Synthetic teak with grey grouting**  
Option.





## INDOOR SETTINGS




### Panelling




**Heritage**  
Standard.

**Signature**  
Option.

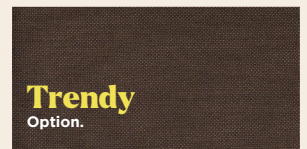
### Upholstery




**Classic**  
Standard.



**Comfort**  
Option.



**Trendy**  
Option.




**Lounge**  
Option.



**Vegan Leather**  
Option.

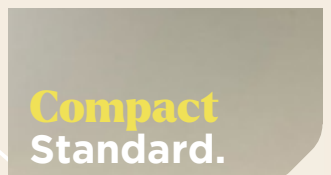
### Floor



**Resopal**  
Standard.



### Worktop



**Compact**  
Standard.

# Navigation packs

## CHOOSE YOUR DECK LAYOUT



### NAVIGATION Pack

	EASY Pack	OCEAN Pack	PERFORMANCE Pack
Fullbatten Dacron mainsail	●	●	✕
Self-tacking Dacron jib	●	✕	✕
Dacron genoa	✕	●	●
Squaretop Offshore mainsail + genoa 108% Offshore	✕	✕	●
2 roof winches with organisers and clutches	●	●	✕
Rail of self-tacking jib	●	●	●
Fixed bowsprit	●	●	●
Single line reefing system	●	●	●
Lazy-bag + lazy-jacks	●	●	●
Rigid boom vang	●	●	●
Electric windlass 1000W with remote control	●	●	●
Mainsail bridle on coachroof	●	✕	✕
2 winches T40 on coamings	✕	●	✕
Adjustable genoa tracks	✕	●	●
Genoa adjustment system with a barber-hauler	✕	●	●
Asymmetrical spinnaker gear and code 0	✕	●	●
German system for mainsail sheet	✕	●	●
Mainsheet track in the cockpit	✕	✕	●
4x Winchs T46 coaming Performa	✕	✕	●
Upgraded clutches & pulleys Performance	✕	✕	●
Mast mainsail track and car system for standard mast	✕	✕	●

# Electronics packs



## ELECTRONICS pack

	SAILING Pack	CRUISING Pack
Automatic pilot NAC3 - Hydraulic jack	●	●
VHF antenna + electronic compass + DST depth sounder	●	●
<b>Port-side helm station</b>		
Triton 2 Display	●	✕
Zeus S 7" Display	✕	●
<b>Starboard helm position</b>		
Zeus S 7" Display	●	✕
VHF - V20S	✕	●
VHF - V60B - AIS transmitter/receiver	✕	●
WR10 autopilot wireless remote	✕	●

# Organization pack



## ADVENTURE Pack

Dufour 39

Sprayhood with handrails	●
Outboard engine transom support	●
Cockpit portlight in aft starboard and portside cabin	●
Cockpit cushions (seats + backrests)	●
Dorade box on T44 porthole in saloon and front cabin	●
Audio Pack - Fusion radio + 2 interior speakers + 2 cockpit speakers	●

## HORIZON Pack

Dufour 39

Central GRP module	●
Helmsman's seats	●
Swim platform with ladder	●
Cockpit table	●
Fresh water circuit with shore power	●